







Splint-S: Box Opening Instruction

	<p>Have a tweezer and a spatula ready</p>
	<p>Firmly hold corners of the box and open the outer lid</p>
	<p>Identify the slot to be opened</p>
	<p>Hold the corner of the lid of individual slot and peel off along the perforated line</p>
	<p>Locate the strip inside the slot</p>
	<p>Use the tweezer to remove the strip from the slot. The Splint-S strip is sandwiched between two plastic films</p>

[Video](#)